



# Nassau County 2021 Year End

---

Closed Median Sale Price	..... 2
Number of Closed Monthly Transactions	..... 3

## Sold Property Median Price for:

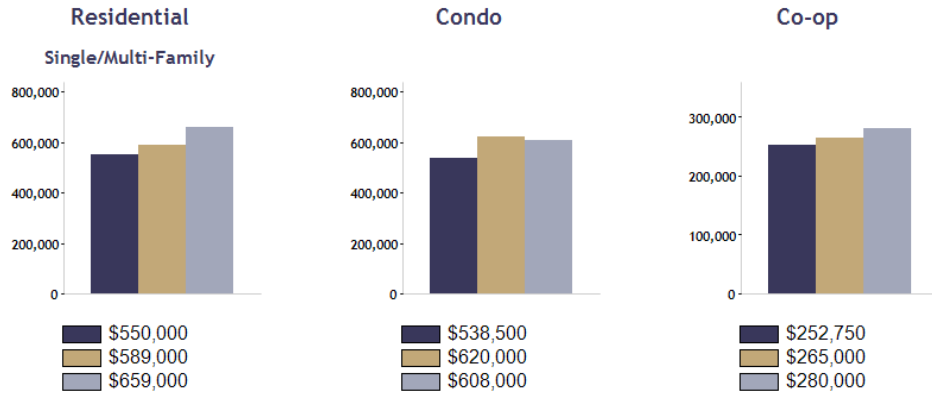
Location: Nassau (County)

Date Range

Jan - Dec 2019	Jan - Dec 2020	Jan - Dec 2021
----------------	----------------	----------------

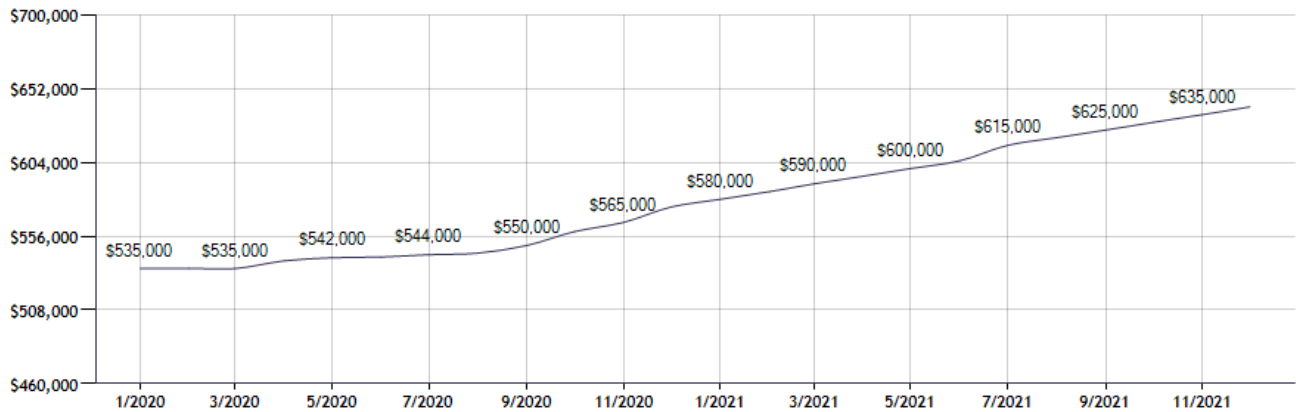
Current Available Inventory - 2,172  
 Current Median List Price - \$740,000

Residential, Condo, Co-op Properties



Month	Current Year	Prior Year	% Change
Dec-2021	\$640,000	\$575,000	11.3
Nov-2021	\$635,000	\$565,000	12.4
Oct-2021	\$630,000	\$559,000	12.7
Sep-2021	\$625,000	\$550,000	13.6
Aug-2021	\$620,000	\$545,000	13.8
Jul-2021	\$615,000	\$544,000	13.1
Jun-2021	\$605,000	\$542,500	11.5
May-2021	\$600,000	\$542,000	10.7
Apr-2021	\$595,000	\$540,000	10.2
Mar-2021	\$590,000	\$535,000	10.3
Feb-2021	\$585,000	\$535,000	9.3
Jan-2021	\$580,000	\$535,000	8.4

## Sold Property Median Price for: Location: Nassau (County) (Last 24 Months - Residential, Condo, Co-op Properties)



Note: Information displayed in the data table is compiled by OneKey™ MLS and represents a combined total of Residential, Condo, Co-op Properties sales for the selected time frame. Only available data will be displayed. Please note that small data samples will skew the % of change year to year. This information is intended for marketing purposes only.

## Sold Property Counts for:

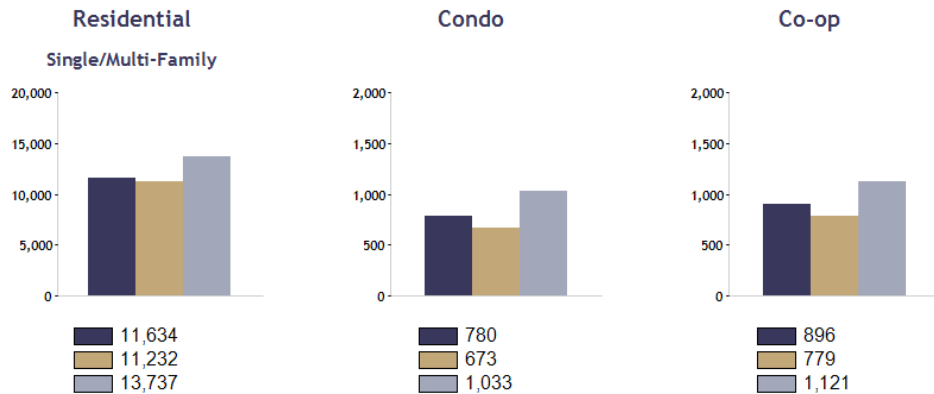
### Location: Nassau (County)

Date Range

Jan - Dec 2019	Jan - Dec 2020	Jan - Dec 2021
----------------	----------------	----------------

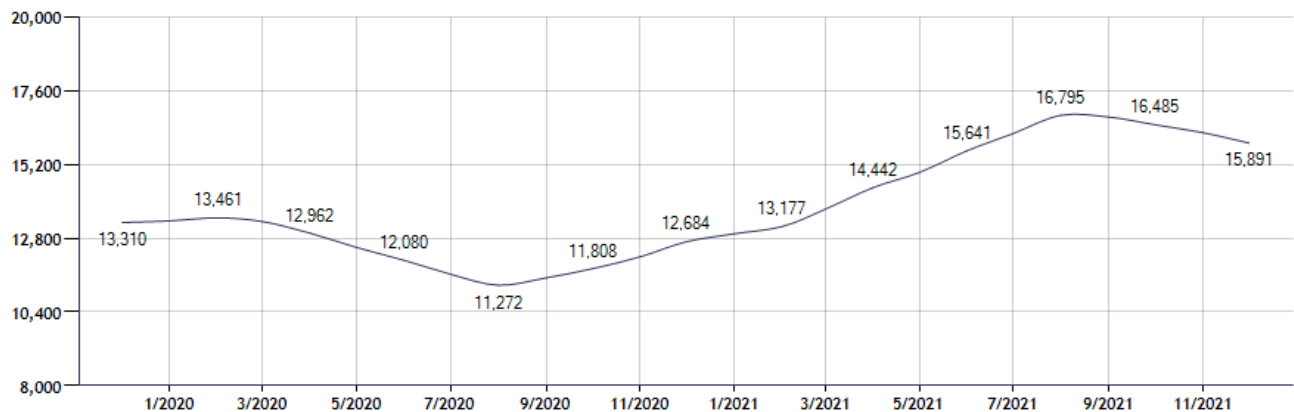
Current Available Inventory - 2,172  
 Current Median List Price - \$740,000

Residential, Condo, Co-op Properties



Month	Current Year	Prior Year	% Change
Dec-2021	15,891	12,684	25.3
Nov-2021	16,229	12,196	33.1
Oct-2021	16,485	11,808	39.6
Sep-2021	16,736	11,513	45.4
Aug-2021	16,795	11,272	49.0
Jul-2021	16,202	11,629	39.3
Jun-2021	15,641	12,080	29.5
May-2021	14,936	12,500	19.5
Apr-2021	14,442	12,962	11.4
Mar-2021	13,742	13,340	3.0
Feb-2021	13,177	13,461	-2.1
Jan-2021	12,944	13,363	-3.1

### Sold Property Counts for: Location: Nassau (County) (Last 24 Months - Residential, Condo, Co-op Properties)



Note: Information displayed in the data table is compiled by OneKey™ MLS and represents a combined total of Residential, Condo, Co-op Properties sales for the selected time frame. Only available data will be displayed. Please note that small data samples will skew the % of change year to year. This information is intended for marketing purposes only.