



Bronx County Market Updates

April 2021

Closed Median Home Price 2
Closed Median Transactions 3
Contracted Transactions 4

*Note that Condo Sales reflected in the bar graphs include listings with HOA fees.

Sold Property Median Price for:

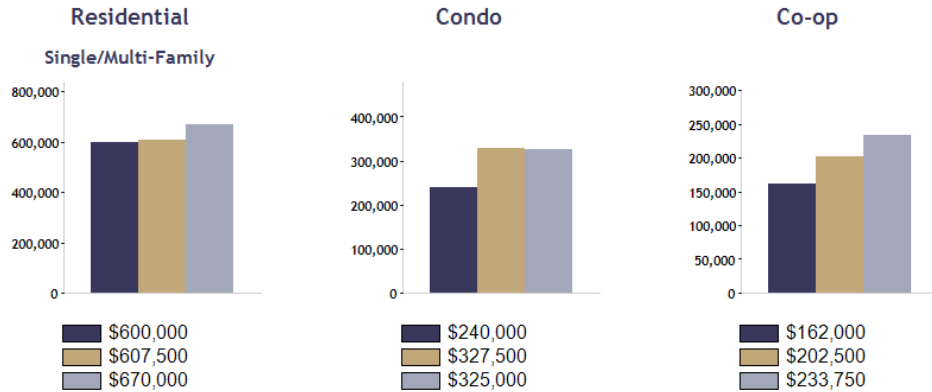
Location: Bronx (County)

Date Range



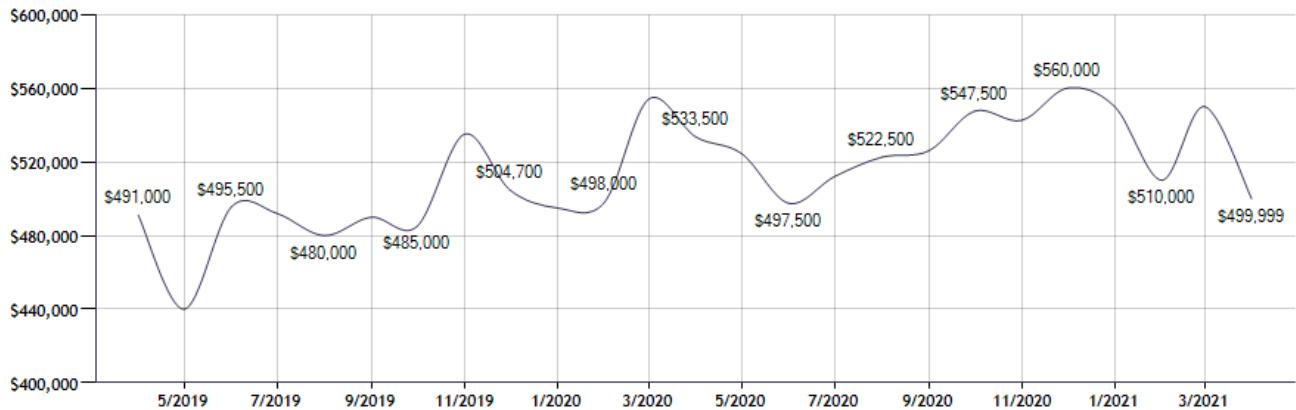
Current Available Inventory - 1,149
 Current Median List Price - \$514,999

Residential, Condo, Co-op Properties



Month	Current Year	Prior Year	% Change
Apr-2021	\$499,999	\$533,500	-6.3
Mar-2021	\$550,000	\$554,000	-0.7
Feb-2021	\$510,000	\$498,000	2.4
Jan-2021	\$550,000	\$495,000	11.1
Dec-2020	\$560,000	\$504,700	11.0
Nov-2020	\$542,500	\$535,000	1.4
Oct-2020	\$547,500	\$485,000	12.9
Sep-2020	\$526,000	\$490,000	7.3
Aug-2020	\$522,500	\$480,000	8.9
Jul-2020	\$512,000	\$492,000	4.1
Jun-2020	\$497,500	\$495,500	0.4
May-2020	\$524,500	\$440,000	19.2

Sold Property Median Price for: Location: Bronx (County) (Last 24 Months - Residential, Condo, Co-op Properties)



Note: Information displayed in the data table is compiled by OneKey™ MLS and represents a combined total of Residential, Condo, Co-op Properties sales for the selected time frame. Only available data will be displayed. Please note that small data samples will skew the % of change year to year. This information is intended for marketing purposes only.

Sold Property Counts for:

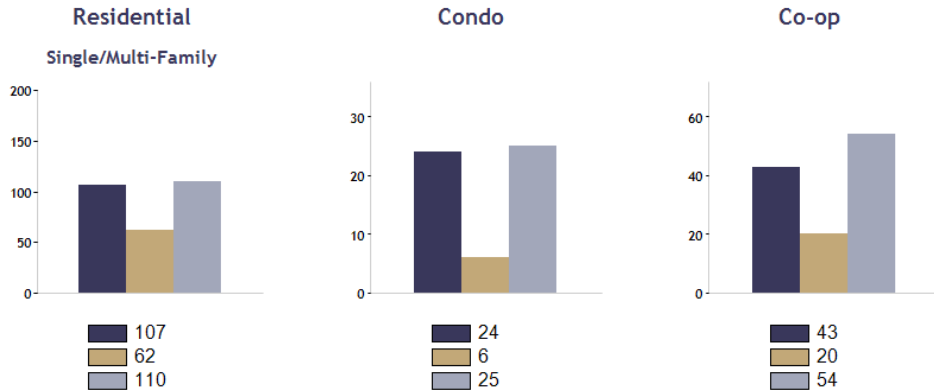
Location: Bronx (County)

Date Range



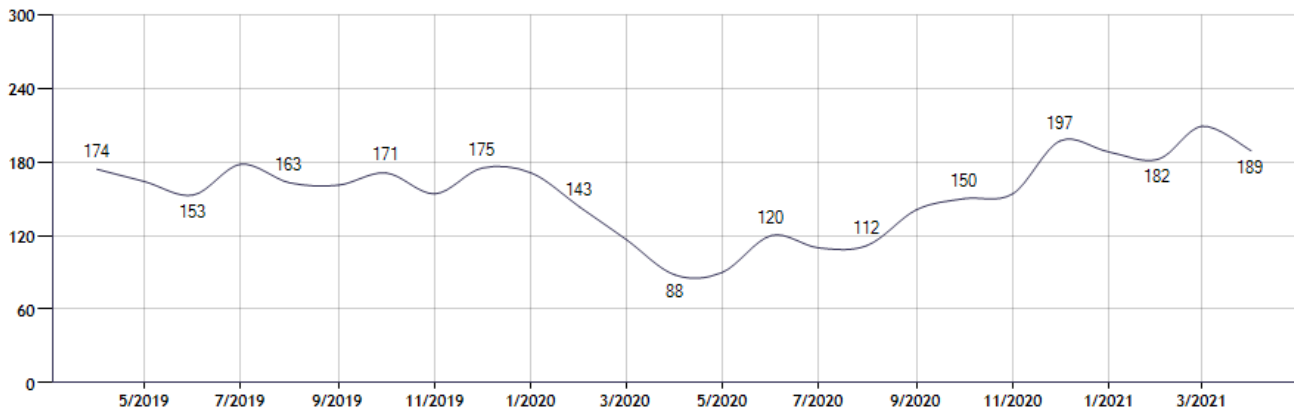
Current Available Inventory - 1,149
 Current Median List Price - \$514,999

Residential, Condo, Co-op Properties



Month	Current Year	Prior Year	% Change
Apr-2021	189	88	114.8
Mar-2021	209	117	78.6
Feb-2021	182	143	27.3
Jan-2021	188	171	9.9
Dec-2020	197	175	12.6
Nov-2020	154	154	0.0
Oct-2020	150	171	-12.3
Sep-2020	141	161	-12.4
Aug-2020	112	163	-31.3
Jul-2020	110	178	-38.2
Jun-2020	120	153	-21.6
May-2020	90	164	-45.1

Sold Property Counts for: Location: Bronx (County) (Last 24 Months - Residential, Condo, Co-op Properties)



Note: Information displayed in the data table is compiled by OneKey™ MLS and represents a combined total of Residential, Condo, Co-op Properties sales for the selected time frame. Only available data will be displayed. Please note that small data samples will skew the % of change year to year. This information is intended for marketing purposes only.

Pending Sales Counts for:

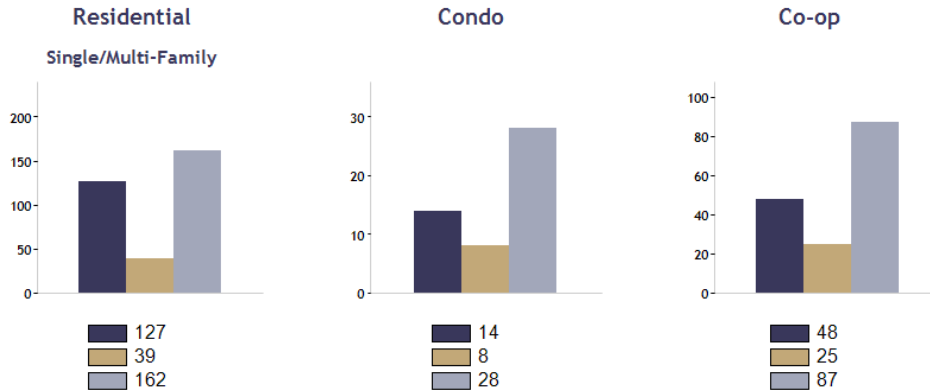
Location: Bronx (County)

Date Range



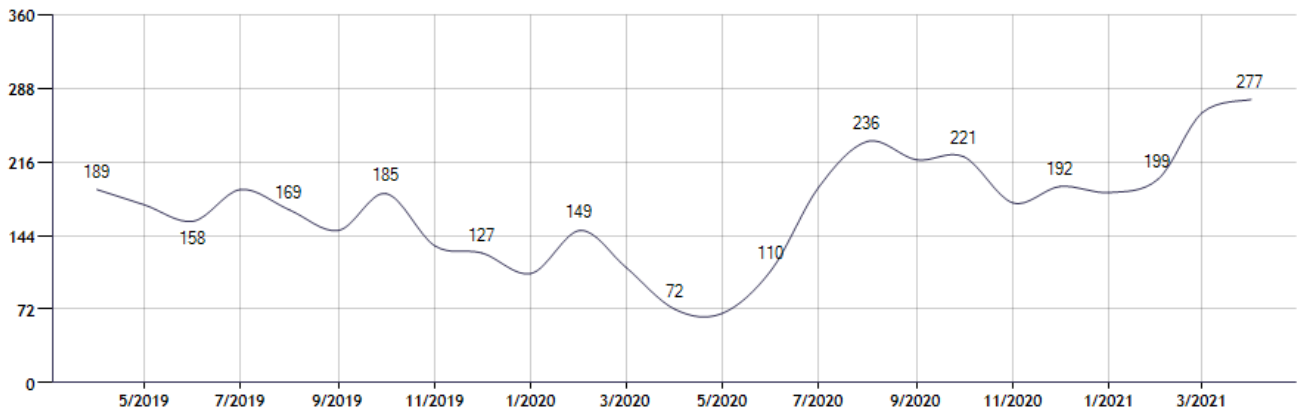
Current Available Inventory - 1,149
 Current Median List Price - \$514,999

Residential, Condo, Co-op Properties



Month	Current Year	Prior Year	% Change
Apr-2021	277	72	284.7
Mar-2021	264	113	133.6
Feb-2021	199	149	33.6
Jan-2021	186	107	73.8
Dec-2020	192	127	51.2
Nov-2020	176	134	31.3
Oct-2020	221	185	19.5
Sep-2020	218	149	46.3
Aug-2020	236	169	39.6
Jul-2020	191	189	1.1
Jun-2020	110	158	-30.4
May-2020	68	174	-60.9

Pending Sales Counts for: Location: Bronx (County) (Last 24 Months - Residential, Condo, Co-op Properties)



Note: Information displayed in the data table is compiled by OneKey™ MLS and represents a combined total of Residential, Condo, Co-op Properties sales for the selected time frame. Only available data will be displayed. Please note that small data samples will skew the % of change year to year. This information is intended for marketing purposes only.